

SAN JOSE, CA 95134 (408) 943-2600	PROJECT: CY-RB4111 FX3_USB3_VISION_SOLUTION_DEMO		
	DRAWN BY:HUSA		
	LAYER:SOLDERPASTE TOP		
	DWG NO: 600-60624-01	REV:01	DATE:21/07/22

ART FILM - spb

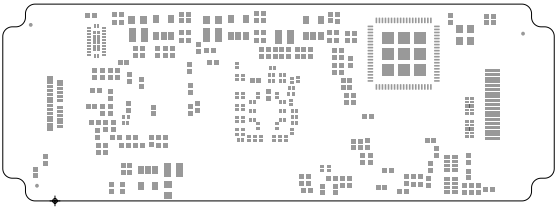

SAN JOSE, CA 95134 (408) 943-2600	PROJECT: CY-RB4111 FX3_USB3_VISION_SOLUTION_DEMO		
	DRAWN BY:HUSA		
	LAYER:MOTTOB ƎTƧAPƎƎDOƧ		
	DWG NO: 600-60624-01	REV:01	DATE:21/07/22

ART FILM - spb

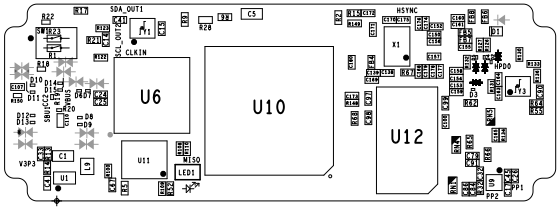

← The Mounting Holes of J1,J6 Connectors
Have to be soldered from both sides of board.

Infineon SAN JOSE, CA 95134 (408) 943-2600	PROJECT: CY-RB4111 FX3_USB3_VISION_SOLUTION_DEMO		
	DRAWN BY:HUSA		
	LAYER:ASSEMBLY TOP		
	DWG NO: 620-60624-01	REV:01	DATE:04/02/22

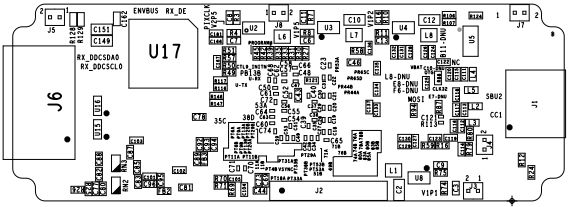

PROJECT: CY-RB4111 FX3_USB3_VISION_SOLUTION_DEMO		Infineon SAN JOSE, CA 95134 (408) 943-2600
DRAWN BY:HUSA		
LAYER: ASSEMBLY BOTTOM		
DWG NO: 620-60624-01	REV:01	DATE:04\02\22